

**FOCUS.
TOGETHER.
FOR PATIENTS
& SOCIETY.**



BRING
the full potential of
our innovative medicines
to patients



BUILD
a high-value
sustainable pipeline



BOOST
a culture of collaboration
& excellence



DELIVER
efficiencies to enable
targeted investment & growth



Investor conferences

September 2022

Disclaimer and safe harbor

- This presentation includes only summary information and does not purport to be comprehensive. Forward-looking statements, targets and estimates contained herein are for illustrative purposes only and are based on management’s current views and assumptions. Such statements involve known and unknown risks and uncertainties that may cause actual results, performance or events to differ materially from those anticipated in the summary information. Actual results may depart significantly from these targets given the occurrence of certain risks and uncertainties, notably given that a new medicine can appear to be promising at a preparatory stage of development or after clinical trials but never be launched on the market or be launched on the market but fail to sell notably for regulatory or competitive reasons. Ipsen must deal with or may have to deal with competition from generic medicines that may result in market-share losses, which could affect its level of growth in sales or profitability. The Company expressly disclaims any obligation or undertaking to update or revise any forward-looking statements, targets or estimates contained in this presentation to reflect any change in events, conditions, assumptions or circumstances on which any such statements are based, unless so required by applicable law.
- All medicine names listed in this document are either licensed to Ipsen or are registered trademarks of Ipsen or its partners.
- The implementation of the strategy has to be submitted to the relevant staff representation authorities in each country concerned, in compliance with the specific procedures, terms and conditions set forth by each national legislation.
- In those countries in which public or private-health cover is provided, Ipsen is dependent on prices set for medicines, pricing and reimbursement-regime reforms and is vulnerable to the potential withdrawal of certain medicines from the list of reimbursable medicines by governments, and the relevant regulatory authorities in its locations. In light of recent economic impacts caused by, for example, the COVID-19 pandemic, there could be increased pressure on the pharmaceutical industry to lower medicine prices.
- Ipsen operates in certain geographical regions whose governmental finances, local currencies or inflation rates could erode the local competitiveness of Ipsen’s medicines relative to competitors operating in local currency, and/or could be detrimental to Ipsen’s margins in those regions where Ipsen’s sales are billed in local currencies.
- In a number of countries, Ipsen markets its medicines via distributors or agents; some of these partners’ financial strengths could be impacted by changing economic or market conditions, potentially subjecting Ipsen to difficulties in recovering its receivables. Furthermore, in certain countries whose financial equilibrium is threatened by changing economic or market conditions, and where Ipsen sells its medicines directly to hospitals, Ipsen could be forced to lengthen its payment terms or could experience difficulties in recovering its receivables in full.
- Ipsen also faces various risks and uncertainties inherent to its activities identified under the caption ‘Risk Factors’ in the Company’s [Universal Registration Document](#).
- All of the above risks could affect Ipsen’s future ability to achieve its financial targets, which were set assuming reasonable macroeconomic conditions based on the information available today.

H1 2022: headlines

Successfully executing our strategy

Strong financial results¹



Total-sales growth: +10.5% at CER
Core operating margin: 39.6%, +2% pts²

Continuing the replenishment of the portfolio & pipeline



Acquisition of Epizyme:
expanding the portfolio and pipeline in oncology

Delivering on divestment of CHC



Closing of transaction:
27 July 2022

Full-year guidance upgraded




Total-sales **and** core operating margin

Strong performances from key growth platforms of +19.5%



€212m
+25.4%

- Strong volume uptakes in RCC
- Launches of the combo in 1L RCC



€242m
+15.5%

- Strong performance across Ax and Tx
- Supply phasing in Ax impacted by capacity increase



€265m
+15.9%

- Share gains in Europe and RoW
- Slower growth in China: ongoing pandemic impact



€83m
+30.4%

- Further share gains in the U.S.
- Increased sales to ex-U.S. partner

Somatuline: sales growth of +1.1% to €600m



A robust performance; increasing levels of competitive activity

NORTH AMERICA

€332m
-0.1%

- Demand growth driven by market-share gains in the U.S.
- Limited volumes from lanreotide competition
- Pricing adversely impacted by increasing commercial rebates and channel mix

EUROPE

€207m
-4.0%

- Continued market-share gains in markets with no generic competition
- Effects from the launch of generic lanreotide on volumes and/or pricing

REST OF WORLD

€61m
+33.7%

- Strong performances in all geographies
- Solid volume growth
- Some favorable phasing in Russia and Japan

Expanding the portfolio and pipeline

Acquisition of Epizyme



TAZVERIK[™]
(tazemetostat) tablets



Epizyme[®]

Tazverik

- U.S. on-market compound with good patent life leveraging Ipsen's existing in-market presence
- Compelling clinical data at ASCO with potential for new indications
- \$150-250m sales based on current indication and \$800m of peak sales upon anticipated regulatory approval in 2L+ FL

Other clinical & pre-clinical assets

- First-in-class oral SETD2 inhibitor and portfolio of preclinical programs focused on epigenetic targets
- Complementing preclinical pipeline

Accelerating growth: focus on fast integration preparation

Divestment of Consumer HealthCare completed

Ipsen: focused on Specialty Care



Agreement

- Closure of transaction: divesting CHC business to Mayoly Spindler

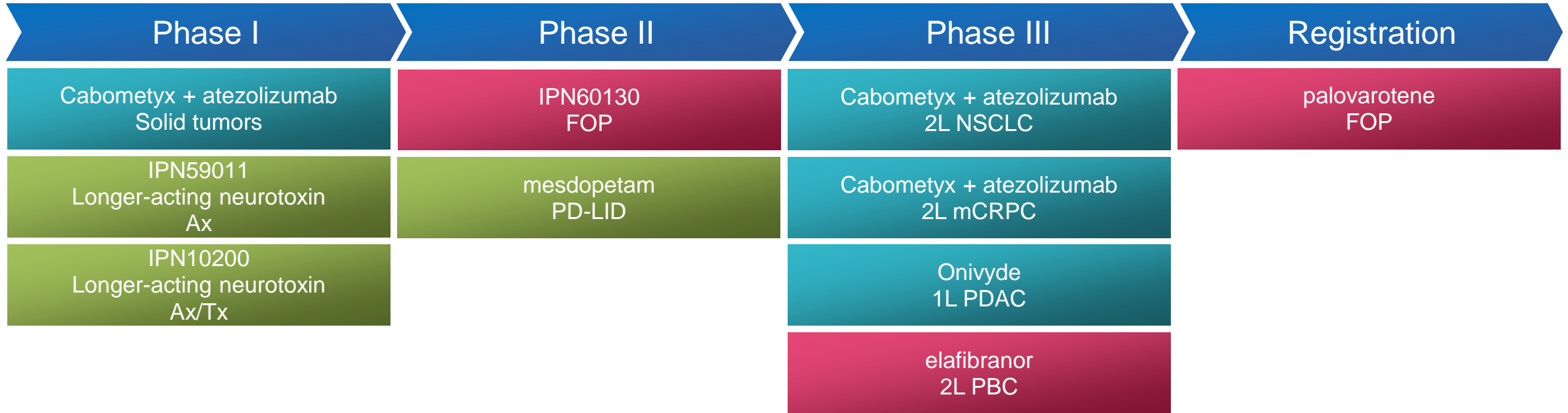
Financials

- Consideration of €350m
 - Includes an earnout contingent payment of €50m

Executing the roadmap

- A major step forward in the execution of the strategic roadmap

Building a high-value sustainable pipeline



■ Oncology
 ■ Rare Disease
 ■ Neuroscience

Information shown as at the end of H1 2022. **FOP**: fibrodysplasia ossificans progressiva; **PD-LID**: Parkinson's disease - levodopa-induced dyskinesia; **NSCLC**: non-small cell lung cancer; **mCRPC**: metastatic castration-resistant prostate cancer; **PDAC**: pancreatic ductal adenocarcinoma; **PBC**: primary biliary cholangitis.

Pipeline: next milestones



H2 2022

Cabometyx + atezolizumab: 2L NSCLC

Phase III data readout

Onivyde: 1L PDAC

Phase III data readout

mesdopetam: PD-L1D

Phase IIb data readout

palovarotene: FOP

regulatory decision - U.S.

2023

Cabometyx + atezolizumab: 2L mCRPC

Phase III data readout

elafibranor: 2L PBC

Phase III data readout

palovarotene: FOP

regulatory decision - E.U.



GENERATION IPSEN

FOR POSITIVE CHANGE

Environment



20%
Carbon emissions
decline vs. H1 2021

7%
Additional greenhouse-
gas emissions reduction
Through the decline of
fossil-fuel usage

Patients



Ukraine
Patient support and
donations

- €1.5m donation to the Red Cross and Tulipe
- Medicine donations

**Access to
healthcare**

- Access programs in geographies with underserved patients
- Donations to International Health Partners

People



45%
Women leaders in the
Global Leadership
Team

21 countries
Employer of choice

Governance



**Anti-bribery
certification ISO 37001**

H1 2022 financial highlights

Total sales	€1,434m	+10.5%¹
Core operating income	€568m	+21.8%
Core operating margin²	39.6%	+2.1 pts
Core EPS³	€5.06	+20.4%
Free cash flow	€339m	+17.3%

Core P&L: leveraging strong sales growth

€m	H1 2022	H1 2021	% change
Total Sales	1,433.7	1,244.5	15.2%
Other revenue	64.2	51.9	23.8%
Cost of goods sold	(242.1)	(203.5)	18.9%
Gross Profit	1,255.9	1,092.8	14.9%
<i>% of total sales</i>	<i>87.6%</i>	<i>87.8%</i>	<i>-0.2 pts</i>
R&D expenses	(207.2)	(205.1)	1.0%
<i>% of total sales</i>	<i>14.5%</i>	<i>16.5%</i>	<i>-2.0 pts</i>
SG&A expenses	(487.3)	(428.1)	13.8%
<i>% of total sales</i>	<i>34.0%</i>	<i>34.4%</i>	<i>-0.4 pts</i>
Other operating income and expenses	6.5	6.7	-1.8%
Core Operating Income	568.0	466.3	21.8%
<i>% of total sales</i>	<i>39.6%</i>	<i>37.5%</i>	<i>2.1 pts</i>

Total sales

Positive impact from currencies

Other revenue

Growth in royalties received from partners

Cost of goods sold

Unfavorable mix of sales

R&D expenses

Lower LCM programs & phasing of trials

SG&A expenses

Growth and post-pandemic investment, offset by efficiencies

Cash flow and net debt

€ millions	H1 2022	H1 2021	Change
Opening Net Debt	(126.4)	(525.3)	398.8
Free cash flow	339.0	289.1	49.9
Dividend	(100.2)	(83.1)	(17.1)
Net investments	(101.9)	8.8	(110.7)
Other (share buyback, FX, discontinued)	(12.8)	(26.1)	13.3
Change in net cash	124.1	188.7	(64.6)
Closing Net Debt	(2.3)	(336.5)	334.2

- **Strong free cash flow: growing by 17%**
- **Fully deleveraged balance sheet: closing net debt of €2 million**
- **Significant firepower for external innovation: €2.2 billion¹**

FY 2022 guidance

Upgrading expectations for total sales and core operating margin



Total-sales growth
greater than
7.0% at constant
exchange rates

Expected favorable impact of
around 5% from currencies based
average level of exchange rates
in June 2022



Core operating margin
greater than 36.0%
of total sales

Excludes any potential impact
of incremental investments
from external-innovation
transactions

Excludes any contribution from CHC.



**Guidance
assumptions**

Closing of Epizyme acquisition
in Q3 2022

Increasing adverse impact from
competitive activity for Somatuline
in Europe and the U.S.

Conclusion

Successfully executing on our strategy



Delivering strong results

Top-line growth and expanded core operating margin

Financial guidance upgraded

Strong progress on the four strategic pillars



Advancing pipeline: key milestones

Encouraging developments for palovarotene

Significant lifecycle-management opportunities

Increasing number of milestones to come



Focusing on external innovation

Significant and growing firepower

Epizyme: focus on fast integration preparation

Momentum for further external-innovation transactions

Appendix



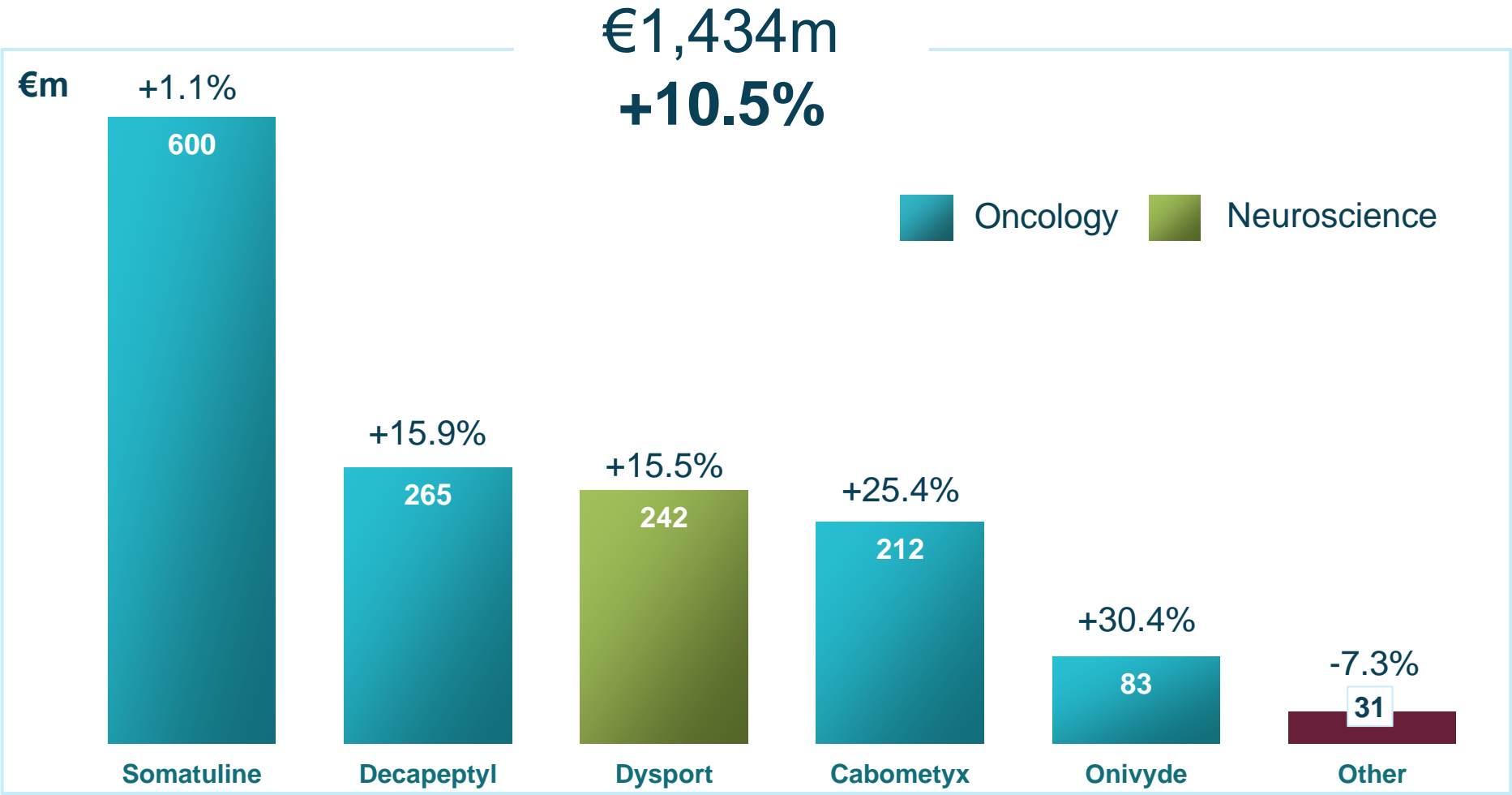
A strong and expanding global footprint



30+ countries with Ipsen presence

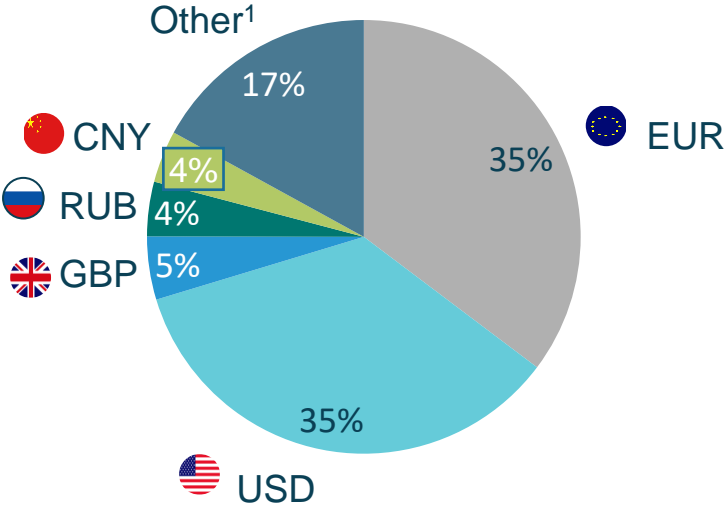
100+ countries where Ipsen medicines are marketed

H1 2022 total sales and growth rates by medicine

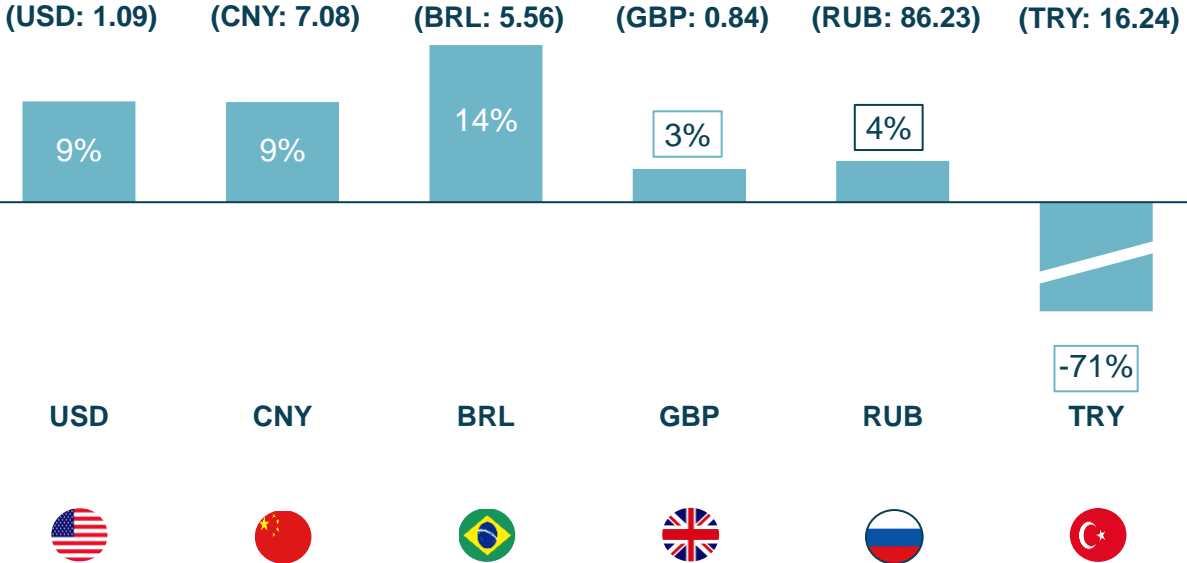


H1 2022 total sales: favorable impact of FX rates +4.7%

H1 2022 sales by currency



Average EUR rate changes (H1 2022 vs. H1 2021)



1. Includes AUD, BRL, CAD and other currencies.

Core operating income to consolidated net profit

	H1 2022 €m	H1 2021 €m	% change
Core Operating Income	568.0	466.3	+21.8%
Amortization of intangible assets	(46.6)	(39.5)	+18.0%
Restructuring and other operating income/(expense)	(10.2)	(27.2)	-62.5%
IFRS Operating Income	511.2	399.7	+27.9%
Net financing expenses	(9.5)	(11.3)	-16.5%
Other financial income	(10.4)	0.1	n/m
Income taxes and other	(109.1)	(95.1)	+14.7%
<i>Net profit/(loss) from discontinued operations</i>	<i>12.1</i>	<i>10.0</i>	<i>+21.0%</i>
IFRS Consolidated Net Profit	394.3	303.3	+30.0%

Oncology

Key ongoing clinical-trial highlights

Trial	Population	Patients	Design	Endpoints	Status
Cabometyx CONTACT-01 Phase III NCT04471428	2L NSCLC	366	Docetaxel or Cabometyx + atezolizumab	Primary: OS Secondary: PFS, ORR, DoR	Data anticipated H2 2022
Cabometyx CONTACT-02 Phase III NCT04446117	2L CRPC	580	Second novel hormonal therapy (abiraterone and prednisone or enzalutamide) or Cabometyx + atezolizumab	Primary: OS, PFS Additional endpoints: ORR, prostate-specific antigen response rate and duration of response	Data anticipated 2023
Onivyde NAPOLI-3 Phase III NCT04083235	1L PDAC	750	Nab-paclitaxel + gemcitabine or Onivyde + 5-FU/LV + oxaliplatin	Primary: OS Secondary: PFS, ORR, safety	Data anticipated H2 2022
Cabometyx Phase Ib NCT03170960	Solid tumors	1,732	Cabometyx + atezolizumab	Primary: maximum tolerated dose / recommended dose, ORR Secondary: safety	Active

Rare Disease

Key ongoing clinical-trial highlights

Trial	Population	Patients	Design	Endpoints	Status
Palovarotene MOVE Phase III NCT03312634	FOP (chronic)	107	Palovarotene - 5mg QD and upon flare-up, 20mg QD for 28 days, followed by 10mg for 56 days	Primary: annualized change in new HO volume Secondary: subjects with new HO, number of body regions with HO, subjects with flare-ups, rate of flare-ups, safety	Regulatory decisions anticipated: U.S.- H2 2002 E.U. - 2023
IPN60130 FALKON Phase II NCT05039515	FOP (chronic)	~90	Placebo or two dosing regimens of IPN60130	Primary: annualized change in new HO volume and safety Secondary: change in HO volume in new HO lesions, number of new HO lesions, rate and number of flare-up days, number of body regions with HO, pain intensity	First patient commenced dosing Q1 2022
Elafibranor ELATIVE Phase III NCT04526665	2L PBC	161	Placebo or elafibranor	Response to treatment defined as ALP < 1.67 x ULN and total bilirubin ≤ ULN and ALP decrease ≥ 15 percent	Recruitment completed Data anticipated 2023

Neuroscience

Key ongoing clinical-trial highlights

Trial	Population	Patients	Design	Endpoints	Status
Mesdopetam Phase IIb NCT04435431	Levodopa-induced dyskinesia in Parkinson's disease	140	Mesdopetam or placebo	Change in average daily hours of ON-time ¹ without troublesome dyskinesia	Data anticipated H2 2022
IPN59011 Ax LONG-SET Phase I/II NCT04736745	Moderate to severe upper facial lines	424	Dose escalation and dose finding versus Dysport or placebo	Primary: Safety Secondary: Efficacy	Recruiting
IPN10200 Ax LANTIC Phase I/II NCT04821089	Moderate to severe upper facial lines	424	Dose escalation and dose finding versus Dysport or placebo	Primary: Safety Secondary: Efficacy	Recruiting
IPN10200 Tx LANTIMA Phase I/II NCT04752774	Adult patients with upper limb spasticity	209	Dose escalation and dose finding versus Dysport or placebo	Primary: Safety Secondary: Efficacy	Recruiting

THANK YOU





Craig MARKS

Vice President, Investor Relations

+44 7564 349 193

craig.marks@ipsen.com



Adrien DUPIN DE SAINT-CYR

Investor Relations Manager

+33 6 64 26 17 49

adrien.dupin.de.saint.cyr@ipsen.com

Follow us
www.ipsen.com

