

Ipsen

First half results 2013

Exane US Roadshow
3-5 September 2013

Marc de Garidel – Chairman and CEO
Susheel Surpal - CFO



Disclaimer

This presentation includes only summary information and does not purport to be comprehensive. Forward-looking statements, targets and estimates contained herein are for illustrative purposes only and are based on management's current views and assumptions. Such statements involve known and unknown risks and uncertainties that may cause actual results, performance or events to differ materially from those anticipated in the summary information. Actual results may depart significantly from these targets given the occurrence of certain risks and uncertainties, notably given that a new product can appear to be promising at a preparatory stage of development or after clinical trials but never be launched on the market or be launched on the market but fail to sell notably for regulatory or competitive reasons. The Group must deal with or may have to deal with competition from generic that may result in market share losses, which could affect its current level of growth in sales or profitability. The Company expressly disclaims any obligation or undertaking to update or revise any forward-looking statements, targets or estimates contained in this presentation to reflect any change in events, conditions, assumptions or circumstances on which any such statements are based unless so required by applicable law.

All product names listed in this document are either licensed to the Ipsen Group or are registered trademarks of the Ipsen Group or its partners.

The implementation of the strategy has to be submitted to the relevant staff representation authorities in each country concerned, in compliance with the specific procedures, terms and conditions set forth by each national legislation.

Safe Harbor

The Group operates in certain geographical regions whose governmental finances, local currencies or inflation rates could be affected by the current crisis, which could in turn erode the local competitiveness of the Group's products relative to competitors operating in local currency, and/or could be detrimental to the Group's margins in those regions where the Group's drugs are billed in local currencies.

In a number of countries, the Group markets its drugs via distributors or agents: some of these partners' financial strength could be impacted by the crisis, potentially subjecting the Group to difficulties in recovering its receivables. Furthermore, in certain countries whose financial equilibrium is threatened by the crisis and where the Group sells its drugs directly to hospitals, the Group could be forced to lengthen its payment terms or could experience difficulties in recovering its receivables in full.

Finally, in those countries in which public or private health cover is provided, the impact of the financial crisis could cause medical insurance agencies to place added pressure on drug prices, increase financial contributions by patients or adopt a more selective approach to reimbursement criteria.

All of the above risks could affect the Group's future ability to achieve its financial targets, which were set assuming reasonable macroeconomic conditions based on the information available today.

Objectives for today

1

Business and strategy update

2

H1 2013 – Operational overview

3

H1 2013 – Financial overview

4

Closing remarks and 2013 outlook

Business and strategy update

Marc de Garidel
Chairman and CEO

H1 2013: Sound operating performance in a context of sales pressure

Solid performance of Ipsen's growth pillars, Somatuline® and Dysport®, respectively up 9.2%¹ and 8.4%¹

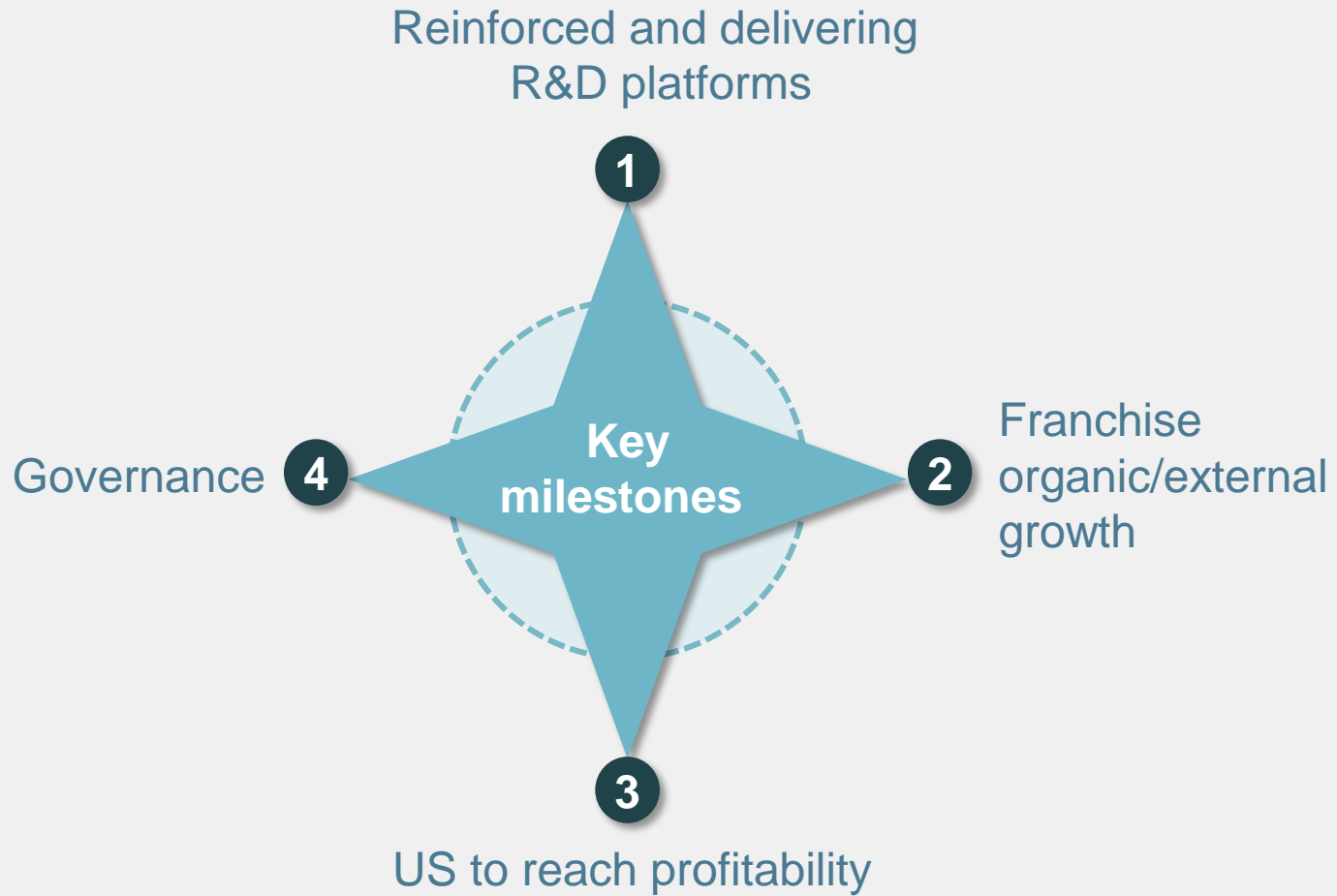
Disappointing performance of Decapeptyl® in a tough European market, with disruptions in China and several one-off effects

Primary care above expectations with strong international performance up 11.2%¹ more than offset by a 26.3%¹ decline in France

Sound operating performance with a 6.2% fully diluted EPS growth

Sales guidance realigned, profitability guidance unchanged

Business and Strategy update



① R&D engine delivering, securing future franchise growth

	Realized	Upcoming in 2013	2014
Uro-Oncology			tasquinimod PFS and OS data (preliminary analysis)
Endocrinology	Somatuline® CLARINET PhIII topline results ✓	Somatuline® ELECT PhIII topline results	
Neurology	Syntaxin acquisition / Harvard partnership ✓	Dysport® NG Preliminary stability data	Dysport® NG Cervical Dystonia PhIII topline results
			Dysport® AUL spasticity PhIII topline results

 Peptides
 Toxins

① Syntaxin acquisition to reinforce R&D toxin platform

Rationale

- Industry-recognized leading botulinum toxins expertise
 - Natural **recombinant** botulinum toxins (rBoNT)
 - **Modified** recombinant botulinum toxins (mrBoNT)
 - **Targeted Secretion Inhibitors** (TSI) – retargeted molecules
- Rich intellectual property
- Highly experienced research team

Highly complementary acquisition

Progress

- Key Syntaxin scientists incentivized and well integrated
- Processes in place for collaboration and knowledge sharing
- Acceleration of priority programs

Integration on track

No impact on R&D costs

① Dysport® Next Generation, potentially the first ready-to-use toxin A

Key characteristics

- Ready-to-use formulation
- Full product range
- Enhanced safety and reduced cost (no reconstitution)
- Ability to reach more patients in need of treatment

Dysport® NG potentially the first available ready-to-use toxin on the market

Clear differentiation vs. competitors

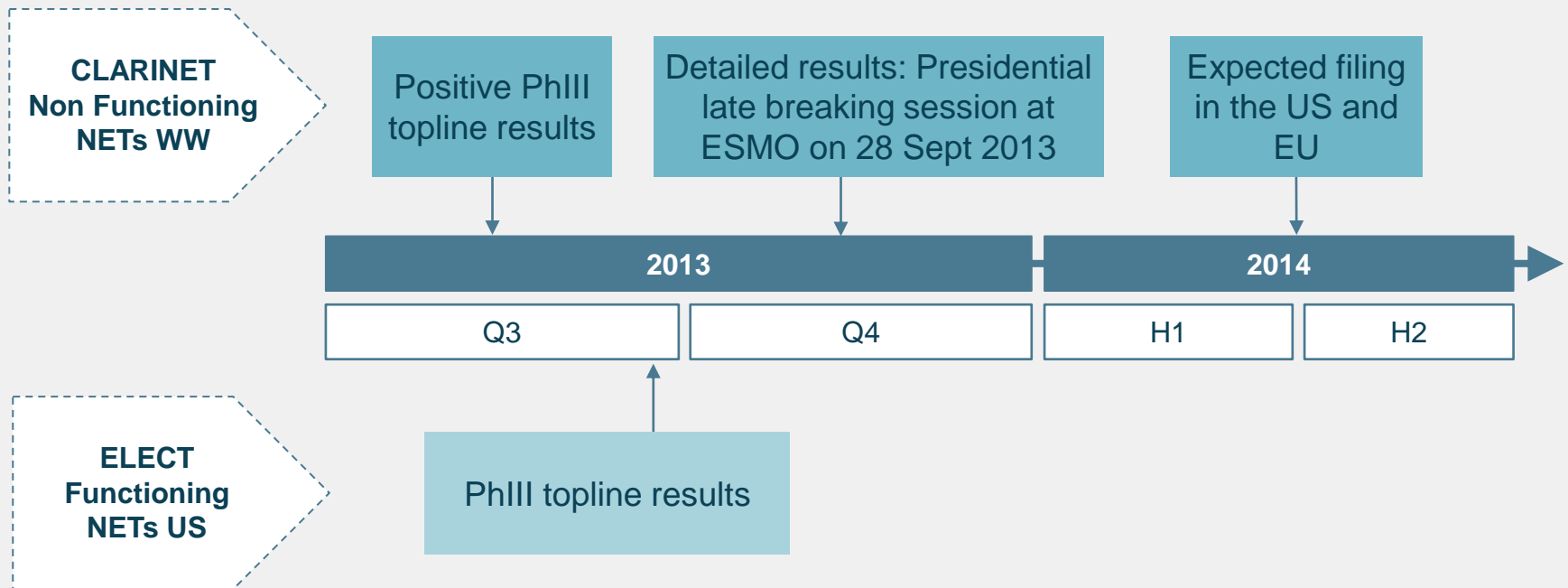
Key data points

- Stability data Q4 2013
- Stability analysis to continue to establish maximum shelf life across full product range

Cervical Dystonia Phase III results (Europe) Q4 2013

Glabellar Line Phase III (Europe) to start Q4 2013

① Major clinical results in non-functioning GEP-NETs⁽¹⁾, functioning NET US to read out soon



CLARINET: on track to obtain first global label in non-functioning GEP-NETs

ELECT: potential to consolidate the franchise in the US

② New indications / product candidates to significantly increase Ipsen's market opportunity

Product	Growth drivers	Corresponding addressable market
Somatuline®	<p>CLARINET Ph III GEP-NET antitumor effect (WW)</p> <p>ELECT Phase III Functioning NET (US)</p>	[€400m - €600m] ⁽¹⁾
Dysport®	<p>Spasticity Ph III in adult upper limb (US)</p> <p>Dysport® Next Generation Ph III in cervical dystonia (Europe)</p>	<p>[€200m - €300m]⁽²⁾</p> <p>Differentiated presentation to gain market share</p>
tasquinimod	<p>tasquinimod Ph III in mCRPC (WW excl.US and Japan)</p>	[€1.3bn - €1.5bn] ⁽³⁾

Increased market opportunity in the context of fast growing markets

② Potential business development to accelerate growth

Contemplated scenarios

External acquisition

Bolt-on acquisitions to reinforce growth platforms in emerging / US
Late-stage products (late phase III/marketed)

External cooperation

Leverage geographical footprint

③ US to reach profitability with significant growth opportunities ahead

Somatuline®

- Endocrinology Business Unit profitable despite Increlex® shortage
- ~ 50% market share in acromegaly market⁽¹⁾
- Positive CLARINET results
- ELECT PhIII read out imminent

Dysport®

- Restructuring of commercial operations
- New commercial model focused on key account management
- Adult Upper Limb spasticity phase III read out in 2014

US operations actively managed to rapidly reduce losses

Expected breakeven in 2014⁽²⁾ in current operational setting

Currently investigating NET commercialization options


④ A new governance to accelerate strategy execution, now operational

Marc de Garidel, Chairman and CEO



- Define corporate strategy
- Focus on growing sales through acquisitions, licensing and partnerships
- Manage relationship with key stakeholders

Christel Bories, Deputy CEO



- Run operations
- Transform the organization to a more efficient, lean and agile entity
- Focus on Group profitability and cash generation

Simultaneous work on top-line and bottom-line to achieve 2020 objectives

Complementary roles and responsibilities

H1 2013 – Operational and financial overview

Susheel Surpal
EVP CFO

Introducing Christel Bories

Extensive industrial
experience

Transformation
expertise

Strong
values

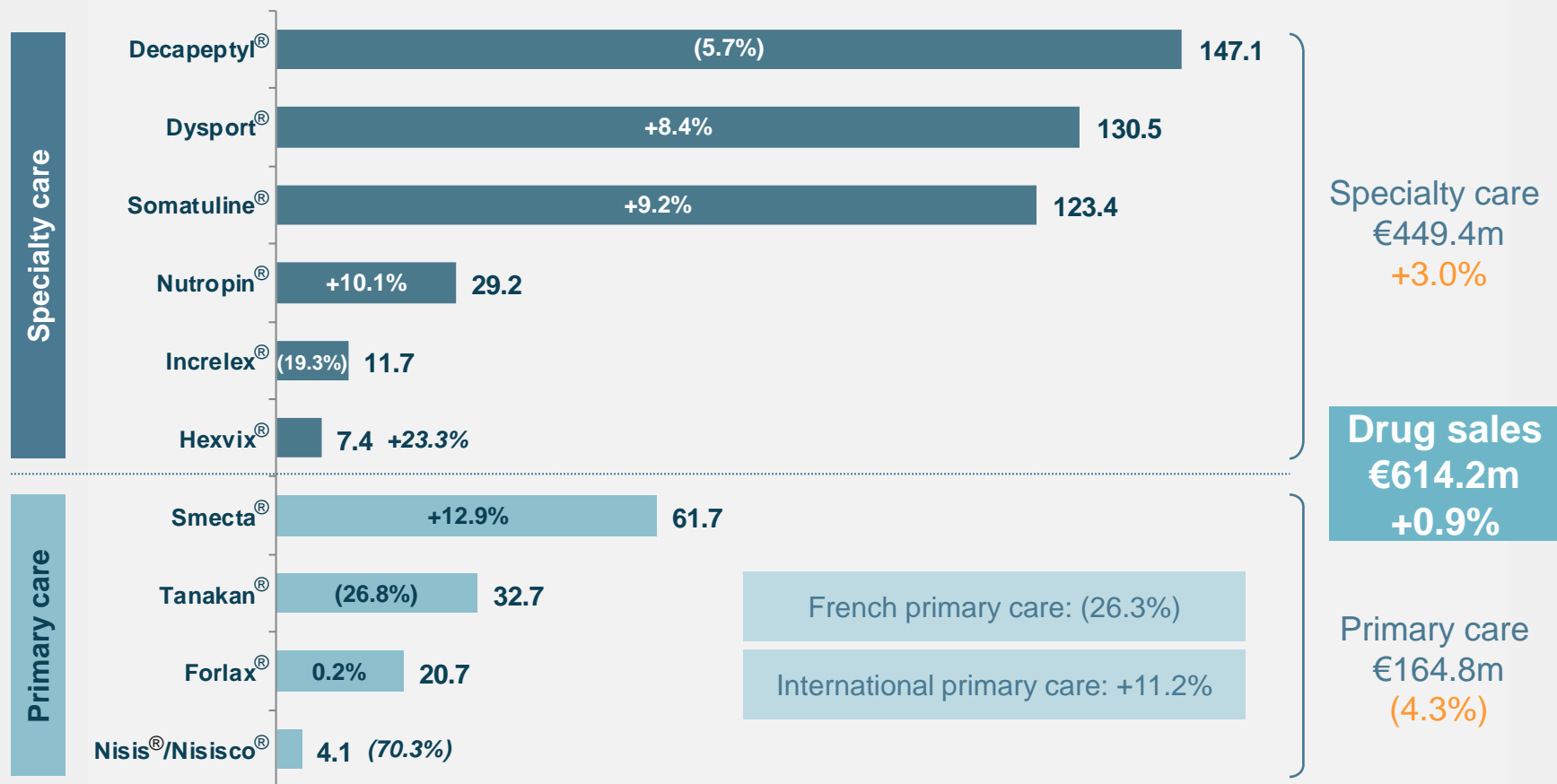
Do we have the right operating model to support our strategy?

Are we efficient enough?
Can we be leaner and more agile?

Are we result-oriented enough?

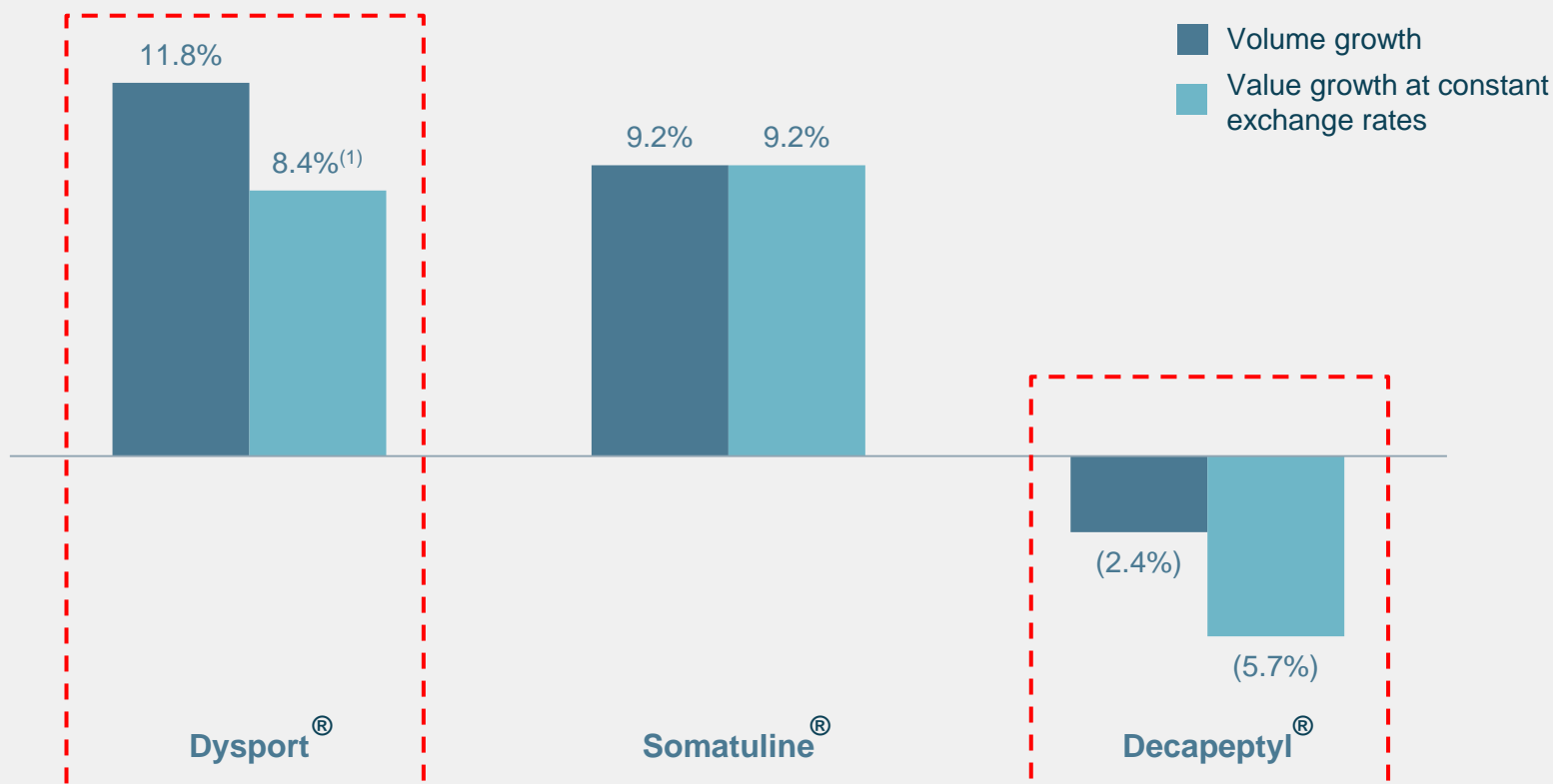
Specialty care sales growth impacted by Decapeptyl[®] performance

Drug Sales - H1 2013
in million euros - % excluding foreign exchange impacts



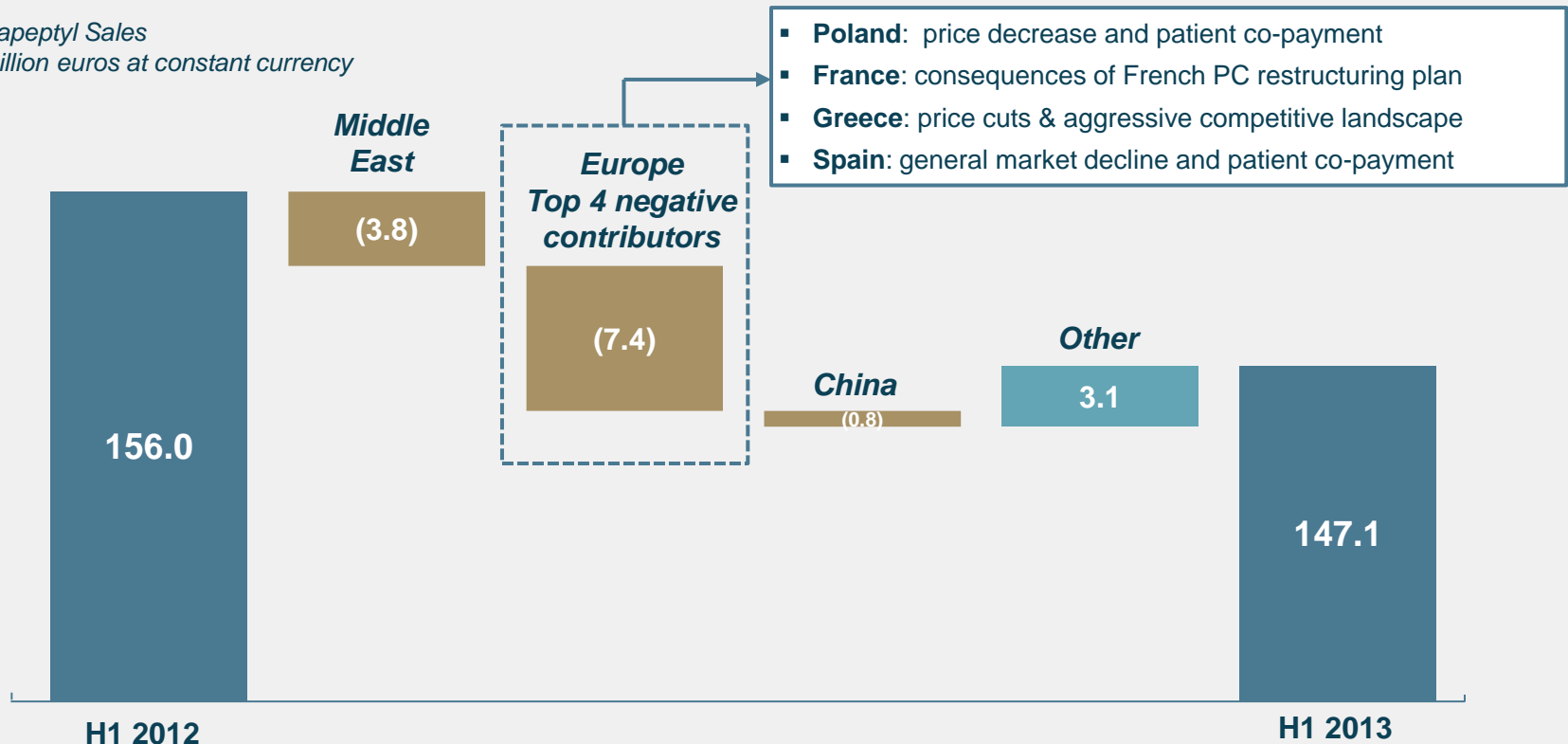
Dysport® and Decapeptyl® significantly impacted by price pressure

Year-on-year volume growth of specialty care products



Decapeptyl® sales in H1 2013 impacted by one-off in Middle East and headwinds in Europe

Decapeptyl Sales
in million euros at constant currency



Headwinds in Europe as anticipated, China below expectations

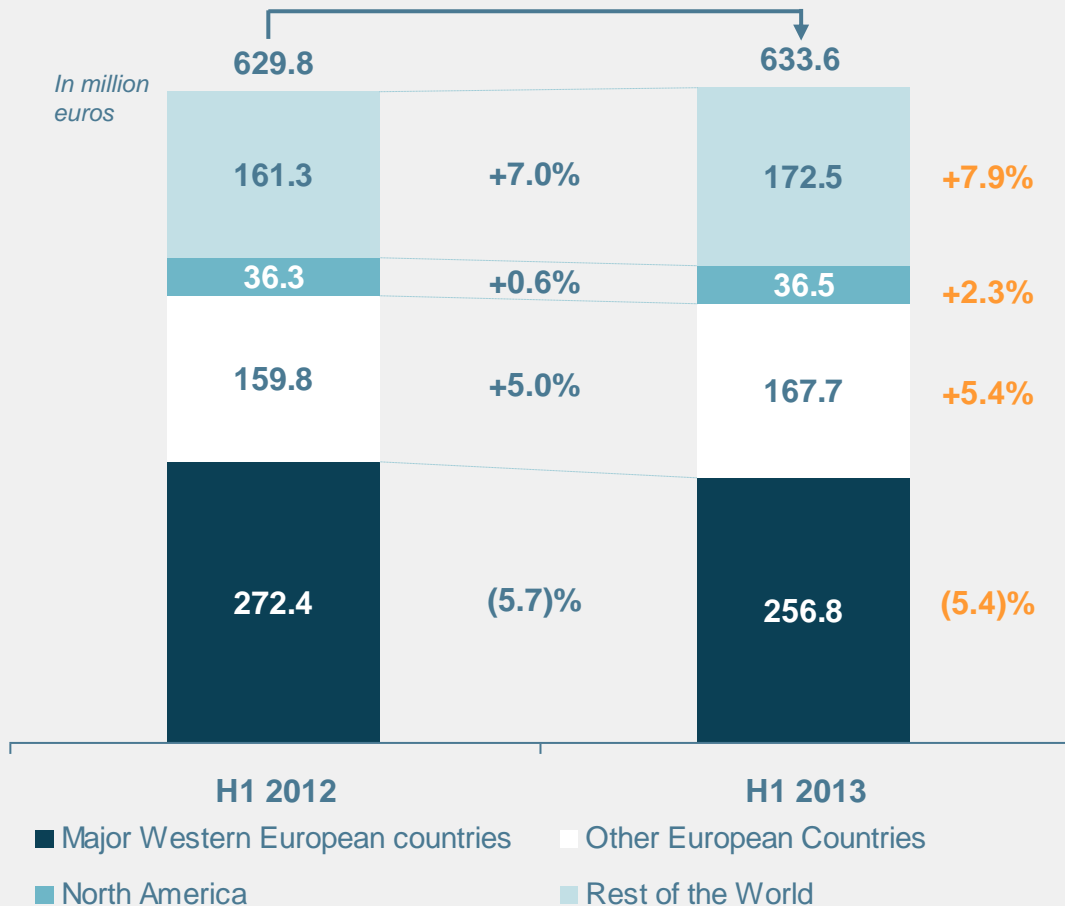
Low visibility on consequences of current disruption of Chinese hospital market

Group sales growth driven by most regions

G5 growth hampered by French primary care decline

Group sales growth: **+0.6%**
(incl. Drug related sales)

At constant currency: **+1.2%⁽¹⁾**



ROW

- Strong volume growth in China, Australia, and Algeria

North America

- Continued penetration of Somatuline[®] in acromegaly, double-digit growth of Dysport[®] therapeutic
- Increlex[®] shortage since mid-June

Other European countries

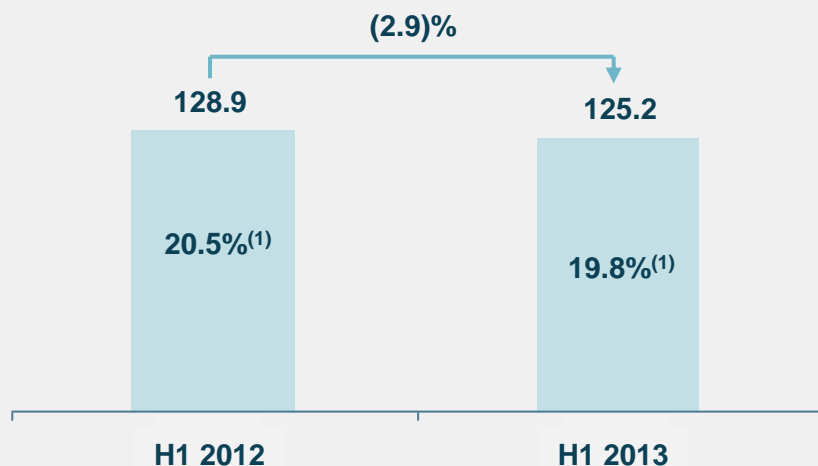
- Russia: Strong Specialty and Primary care performance

Major Western European countries

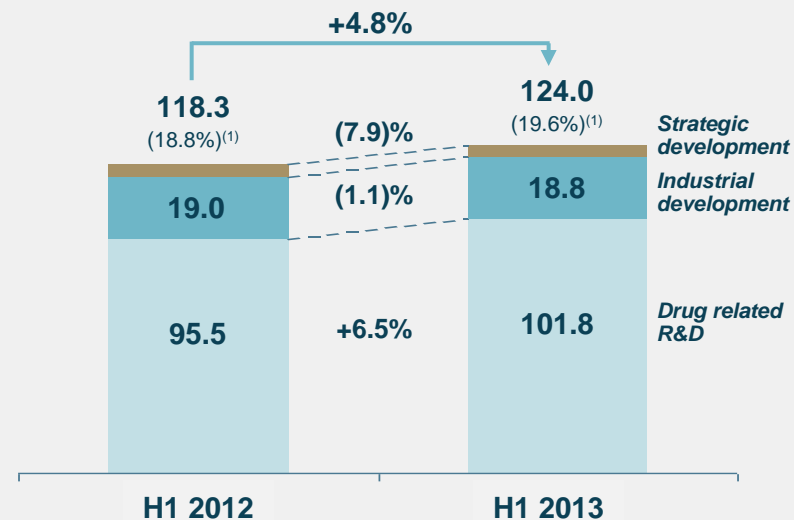
- Specialty care more than offset by tougher competitive environment in French primary care and decline of Spanish pharmaceutical market
- **Excluding French primary care, region up 2.1%¹**

Good cost control with continued R&D investment

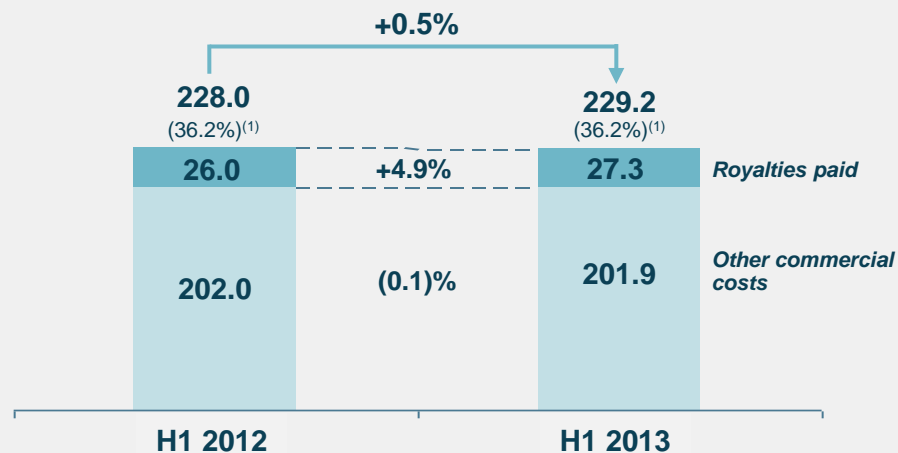
COGS (€m)



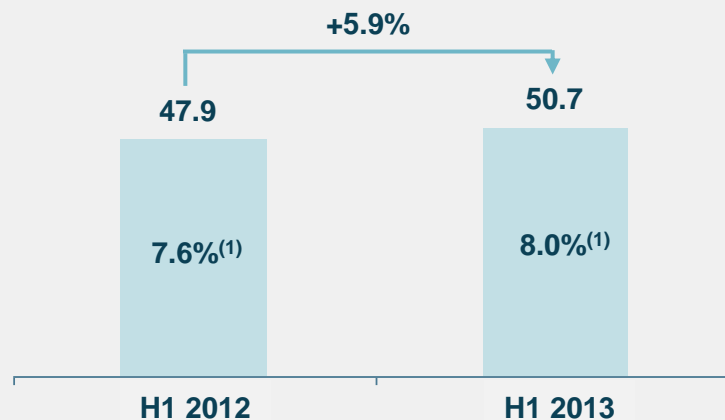
R&D (€m)



Sales & Marketing costs (€m)



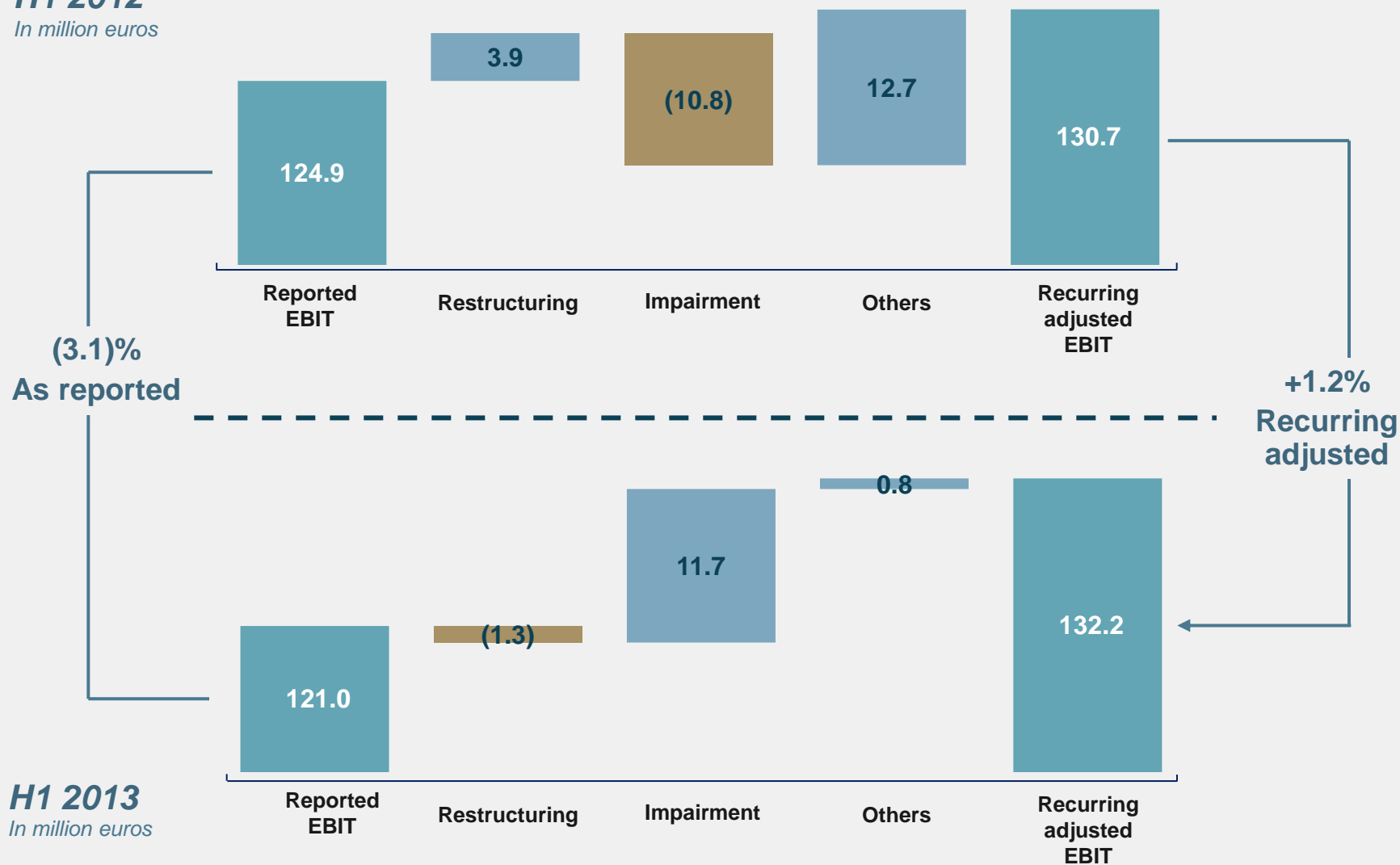
G&A (€m)



From reported to Recurring adjusted Operating Income

H1 2012

In million euros

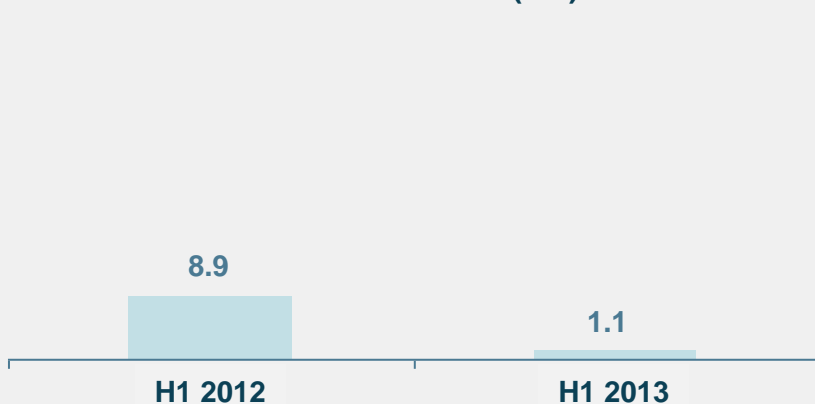


H1 2013

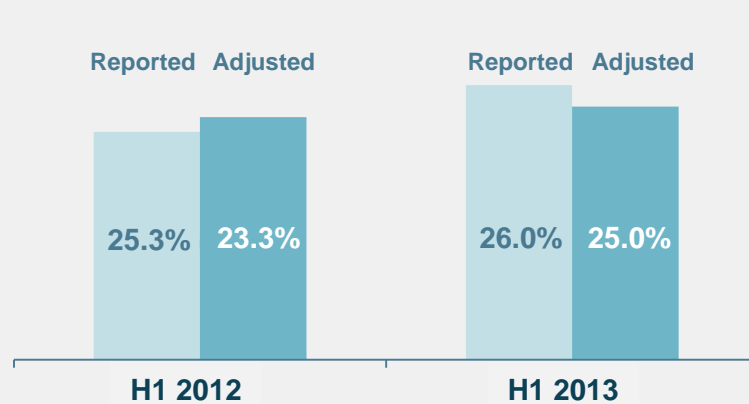
In million euros

Main P&L items: Below operating income

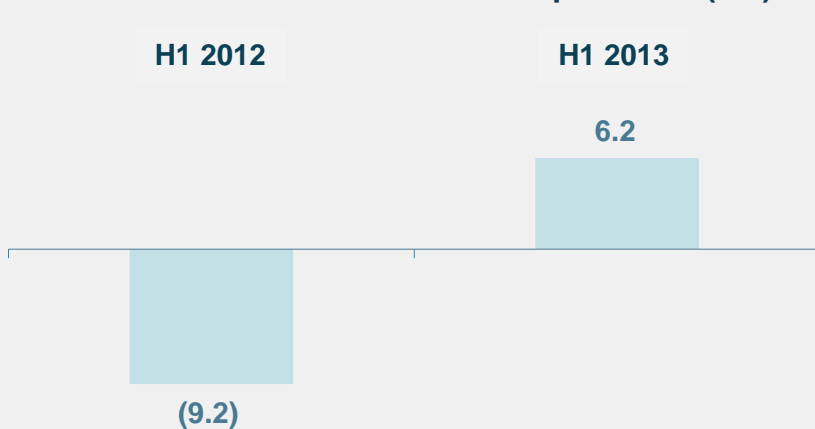
Financial Result (€m)



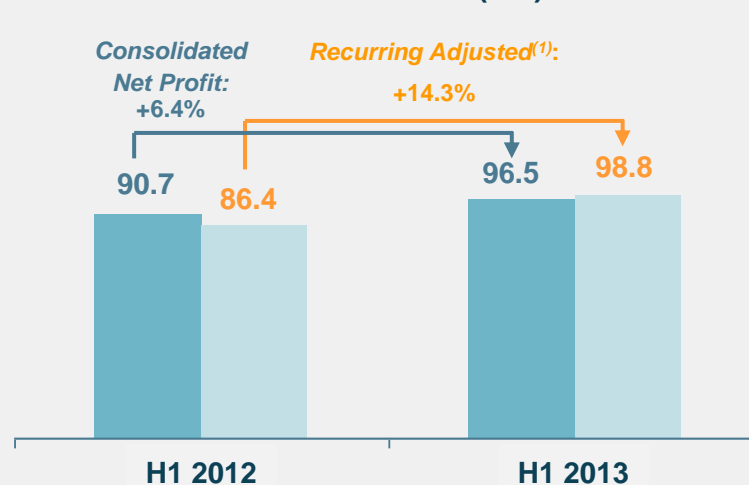
Effective tax rate



Net income from discontinued operations (€m)



Consolidated result (€m)



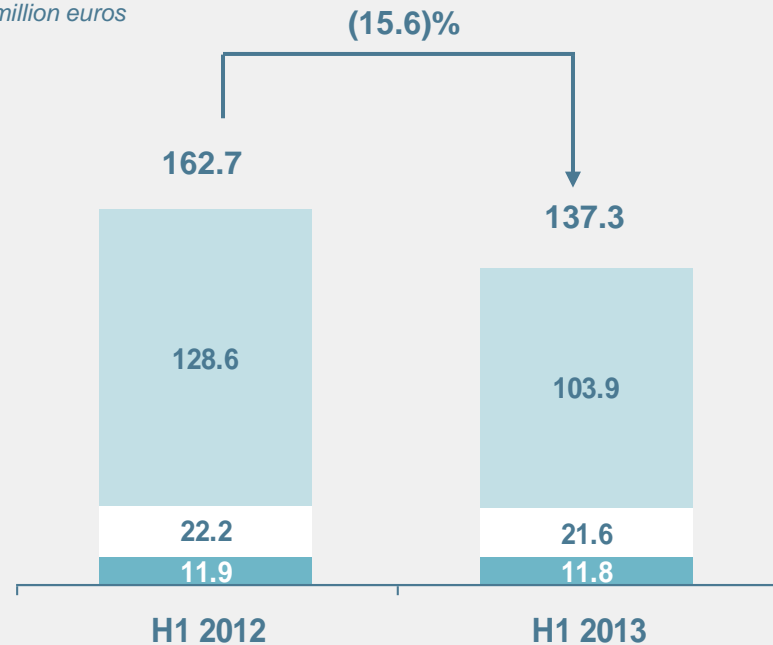
Balance sheet evolution

ASSETS			LIABILITIES		
<i>In million euros</i>	2012 pro forma	H1 2013		2012 pro forma	H1 2013
Goodwill	298.2	299.3	Capital and reserves	902.5	937.4
Investments in associates	0.0	0.0	Minority interest	2.0	2.3
Property, plant and equipment	281.8	275.4	Total equity	904.5	939.7
Other intangible assets	129.2	112.4	Borrowings	0.0	40.0
Other non current assets	246.2	232.5	Other financial liabilities	15.9	14.8
Non-current assets	955.3	919.5	Other non current liabilities	204.3	204.0
Current assets	606.3	651.9	Non-current liabilities	220.2	258.8
<i>Incl. Cash and cash equivalents</i>	113.6	121.2	Current liabilities	437.0	372.9
Total Assets	1,561.7	1,571.4	Total Liabilities	1,561.7	1,571.4

Partnership related deferred revenues

Total Milestones cashed-in and not yet recognized as revenues

In million euros



- Payments recognised as revenues in (n+2) and beyond
- Payments recognised as revenues in (n+1)
- Payments recognised as revenues in (n)

Main evolutions over the period

The Group has not recorded any new deferred income in 2013

Cash flow generation

In million euros

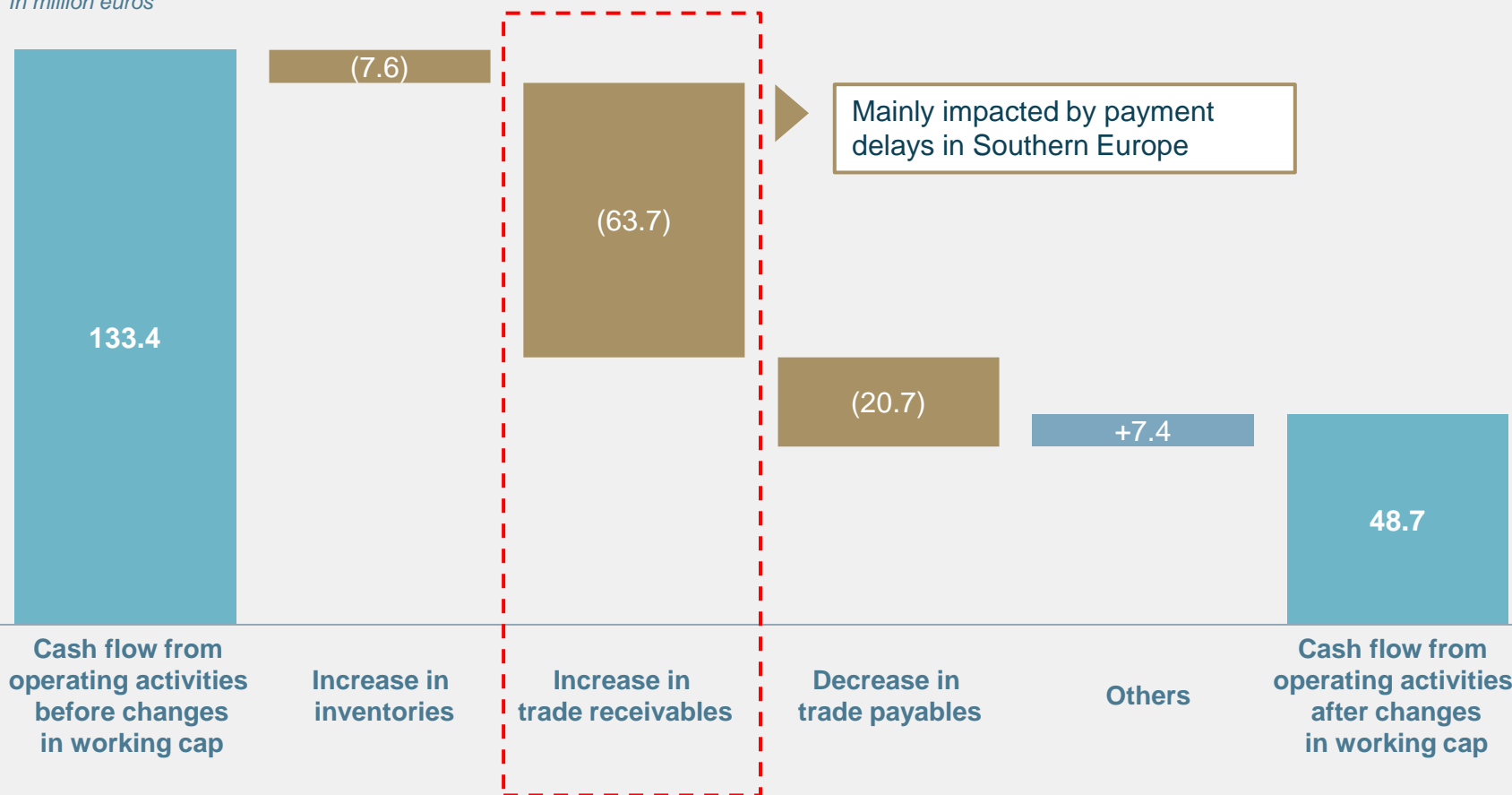
	H1 2012	H1 2013
Consolidated net profit	99.9	90.3
Non cash and non operating items	(6.8)	43.0
<i>of which Depreciation, amortisation, provisions</i>	3.6	18.0
<i>of which Impairment losses</i>	(10.8)	11.7
<i>of which Change in deferred taxes</i>	0,9	7.1
Cash flow from operating activities before changes in working capital	93.1	133.4
Net change in other operating assets & liabilities	(29.4)	(84.6)
Net cash flow generated by operating activities	63.7	48.7
Purchase of tangible and intangible assets	(32.5)	(11.8)
Others	4.8	(16.9)
Net cash flow used in investing activities	(27.5)	(28.7)
Short term loan	-	40.0
Dividends paid	(67.5)	(66.7)
DIP Inspiration		7.1
Others	(1.5)	(1.1)
Net cash used in financing activities	(68.9)	(20.8)
Impact of discontinued operations	29.1	5.8
Change in cash and cash equivalents	(61.9)	5.1
Effects of exchange rate changes	1.3	(0.8)
Closing cash position	84.2	117.6

Continued solid operating cash flow generation in 2013

Working capital deterioration notably due to payment delays in Southern Europe

Working capital evolution in H1 2013

In million euros



Key takeaways

Solid performance of Ipsen's growth pillars Somatuline® and Dysport®, respectively up 9.2%¹ and 8.4%¹

Disappointing performance of Decapeptyl® in a tough European market, with disruptions in China and several one-off effects

Primary care above expectations with strong international performance up 11.2%¹ more than offset by a 26.3%¹ decline in France

Cost control with continued investment in R&D programs, which delivers encouraging results

Sound operating performance with a recurring adjusted² EBIT of 20.9% of sales

Note: 2012 figures have been restated to provide comparative information between 2012 and 2013

(1) Excluding foreign exchange impacts

(2) Excluding non recurring elements

Concluding remarks and outlook

Marc de Garidel
Chairman and CEO

2013 updated financial objectives

Specialty care
Drug sales

Growth of approximately +3.0% year-on-year

China

- Realignment of the Decapeptyl® inventory situation in the distribution chain
- Launch of new Decapeptyl® local competitors
- Recent disruption in the Chinese market

Middle East

- Continued exceptional political situation in certain Middle Eastern countries

Excluding unanticipated major deterioration of the Chinese and Middle Eastern markets

Primary care
Drug sales

Decline of approximately -1.0% year-on-year

Recurring adjusted^(*)
operating margin

Unchanged at around 16.0% of sales

- The Group continues to implement productivity measures while maintaining investment in R&D
- Benefits from the new organization of French primary care and US commercial operations expected to materialize in 2014

Note: the above sales growth objectives are set at constant currency. All the above objectives are set excluding major negative unforeseeable events, notably significant currency fluctuations in the context of currency depreciation in certain emerging countries

() Prior to non-recurring expenses*

Key takeaways

Solid performance of Ipsen's growth pillars Somatuline[®] and Dysport[®]

Disappointing performance of Decapeptyl[®],
leading to a downward revision of Specialty care guidance

Primary care above expectations with strong international performance,
leading to an upward revision of Primary care guidance

Cost control with continued investment in R&D programs,
which delivers encouraging results

Sound operating performance and EPS growth

2013 upcoming events

**28
September**

Detailed results of phase III CLARINET study
Presidential Session at ESMO

Q3 2013

ELECT PhIII top line results

Q4 2013

Dysport[®] NG Cervical Dystonia PhIII topline results

Q4 2013

Dysport[®] NG stability data

Thank You
